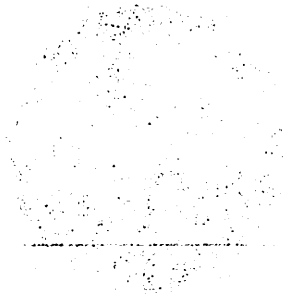




**Kaibab Paiute
Newsletter
APRIL 2024**



Welcome

Congressman
Ruben Gallego



Kaibab Paiute Council Members

Chairman Roland Maldonado

Vice-Chairwoman Carmen Bradley

Councilwoman Yolanda Rogers

Councilwoman Tara Spute

Councilwoman Lawanda Hill

Councilman Manuel Savala

Councilman Carlos Bulletts

Members of the Kaibab Paiute Tribe



PLEASE JOIN US

Congressman Gallego and his Staff
are coming to visit
on April 2, 2024.

Kaibab Paiute Council Chambers
1 N. Pipe Spring Rd.
Fredonia, Arizona

AGENDA

Meet and Greet with Tribal Members
2:00 pm-2:45 pm

Prayer offered by Councilman Carlos Bulletts
2:45 pm-3:00 pm

**Presentation by Vice-Chairwoman Carmen
Bradley**
3:00 pm - 3:30 pm

**Tour of the Kaibab Paiute Reservation
w/Vice-Chairwoman Bradley and John
McClellan**
3:30 pm- 4:00 pm

ABOUT THE CONGRESSMAN

Congressman Gallego represents the 3rd District of Arizona in the U.S. House of Representatives. He is seeking the Democratic nomination for Senate.

It's an honor to be able to host the Congressman and to be able to express our concerns here on the Kaibab Paiute Indian Reservation.

**All Kaibab Paiute Members
and Staff are welcome**

News from the Tribal Housing Department

Spring is here. Now is the time to start working on your yards.


Snakes are coming out, please be aware of your surroundings.

Steamboat residents, PLEASE talk to your children about not playing underneath the wooden steps at the community building, snakes could be under those steps.

If anyone has cars, they want to get rid of, please let us know, we will be hauling off cars, again.

Just a reminder to keep the lids closed to the dumpsters. Let's strive to keep the dumpster areas clean.

Also, ashes from the wood stove can be buried by your house. DO NOT PLACE THEM IN THE DUMPSTERS.



The big dumpster does open, as you can see from the above picture. PLEASE, open it up when getting rid of your big items. Do not leave the items by the dumpster.

Just a reminder **ALL** work orders must be called in or emailed to

either Yolanda or LaWanda. If this is not done, the work needed will not be completed. This covers both you and the department.

DPW payments are due before the 20th of the month. If you pay after the 20th, you will be assessed a 5% fee in addition to your balance due.

If your DPW bill is paid in full before the due date, you will receive a 5% discount.

Rental/House payments are due by the 15th of the month. You are considered late on the 16th.

Both Rent/House and DPW payments can be made using a debit/credit card. There is a \$4.00 fee, and you can call finance to make your payment.

If you know your going to be late, please contact us.

Also remember ALL Rental tenants must report an increase/decrease of income as soon as possible.



THE HISTORY OF THE UNITED STATES

The history of the United States is a story of growth and change. From the first settlers to the present day, the nation has evolved through various stages of development. The early years were marked by exploration and the establishment of colonies. The American Revolution led to the birth of a new nation, and the subsequent years saw the expansion of territory and the growth of industry. The Civil War was a pivotal moment in the nation's history, leading to the abolition of slavery and the strengthening of the federal government. The 20th century brought significant social and economic changes, including the rise of the New Deal and the civil rights movement. Today, the United States continues to be a global leader in many fields, facing new challenges and opportunities.

The history of the United States is a story of growth and change. From the first settlers to the present day, the nation has evolved through various stages of development. The early years were marked by exploration and the establishment of colonies. The American Revolution led to the birth of a new nation, and the subsequent years saw the expansion of territory and the growth of industry. The Civil War was a pivotal moment in the nation's history, leading to the abolition of slavery and the strengthening of the federal government. The 20th century brought significant social and economic changes, including the rise of the New Deal and the civil rights movement. Today, the United States continues to be a global leader in many fields, facing new challenges and opportunities.

The history of the United States is a story of growth and change. From the first settlers to the present day, the nation has evolved through various stages of development. The early years were marked by exploration and the establishment of colonies. The American Revolution led to the birth of a new nation, and the subsequent years saw the expansion of territory and the growth of industry. The Civil War was a pivotal moment in the nation's history, leading to the abolition of slavery and the strengthening of the federal government. The 20th century brought significant social and economic changes, including the rise of the New Deal and the civil rights movement. Today, the United States continues to be a global leader in many fields, facing new challenges and opportunities.

The history of the United States is a story of growth and change. From the first settlers to the present day, the nation has evolved through various stages of development. The early years were marked by exploration and the establishment of colonies. The American Revolution led to the birth of a new nation, and the subsequent years saw the expansion of territory and the growth of industry. The Civil War was a pivotal moment in the nation's history, leading to the abolition of slavery and the strengthening of the federal government. The 20th century brought significant social and economic changes, including the rise of the New Deal and the civil rights movement. Today, the United States continues to be a global leader in many fields, facing new challenges and opportunities.

The history of the United States is a story of growth and change. From the first settlers to the present day, the nation has evolved through various stages of development. The early years were marked by exploration and the establishment of colonies. The American Revolution led to the birth of a new nation, and the subsequent years saw the expansion of territory and the growth of industry. The Civil War was a pivotal moment in the nation's history, leading to the abolition of slavery and the strengthening of the federal government. The 20th century brought significant social and economic changes, including the rise of the New Deal and the civil rights movement. Today, the United States continues to be a global leader in many fields, facing new challenges and opportunities.

The history of the United States is a story of growth and change. From the first settlers to the present day, the nation has evolved through various stages of development. The early years were marked by exploration and the establishment of colonies. The American Revolution led to the birth of a new nation, and the subsequent years saw the expansion of territory and the growth of industry. The Civil War was a pivotal moment in the nation's history, leading to the abolition of slavery and the strengthening of the federal government. The 20th century brought significant social and economic changes, including the rise of the New Deal and the civil rights movement. Today, the United States continues to be a global leader in many fields, facing new challenges and opportunities.



Home smoke alarm safety

Smoke alarms are a key part of a home fire escape plan. When there is a fire, smoke spreads fast. Working smoke alarms give you early warning so you can get outside quickly.

SAFETY TIPS

- ▲ Install smoke alarms in every bedroom. They should also be outside each sleeping area and on every level of the home. Install alarms in the basement.
- ▲ Large homes may need extra smoke alarms.
- ▲ It is best to use interconnected smoke alarms. When one smoke alarm sounds, they all sound.
- ▲ Test all smoke alarms at least once a month. Press the test button to be sure the alarm is working.
- ▲ Current alarms on the market employ different types of technology including multi-sensing, which could include smoke and carbon monoxide combined.
- ▲ Today's smoke alarms will be more technologically advanced to respond to a multitude of fire conditions, yet mitigate false alarms.
- ▲ A smoke alarm should be on the ceiling or high on a wall. Keep smoke alarms away from the kitchen to reduce false alarms. They should be at least 10 feet (3 meters) from the stove.
- ▲ People who are hard-of-hearing or deaf can use special alarms. These alarms have strobe lights and bed shakers.
- ▲ Replace all smoke alarms when they are 10 years old.



Property | Liability | Workers' Compensation | Commercial Auto
Cyber | Critical Infrastructure
AMERIND.com



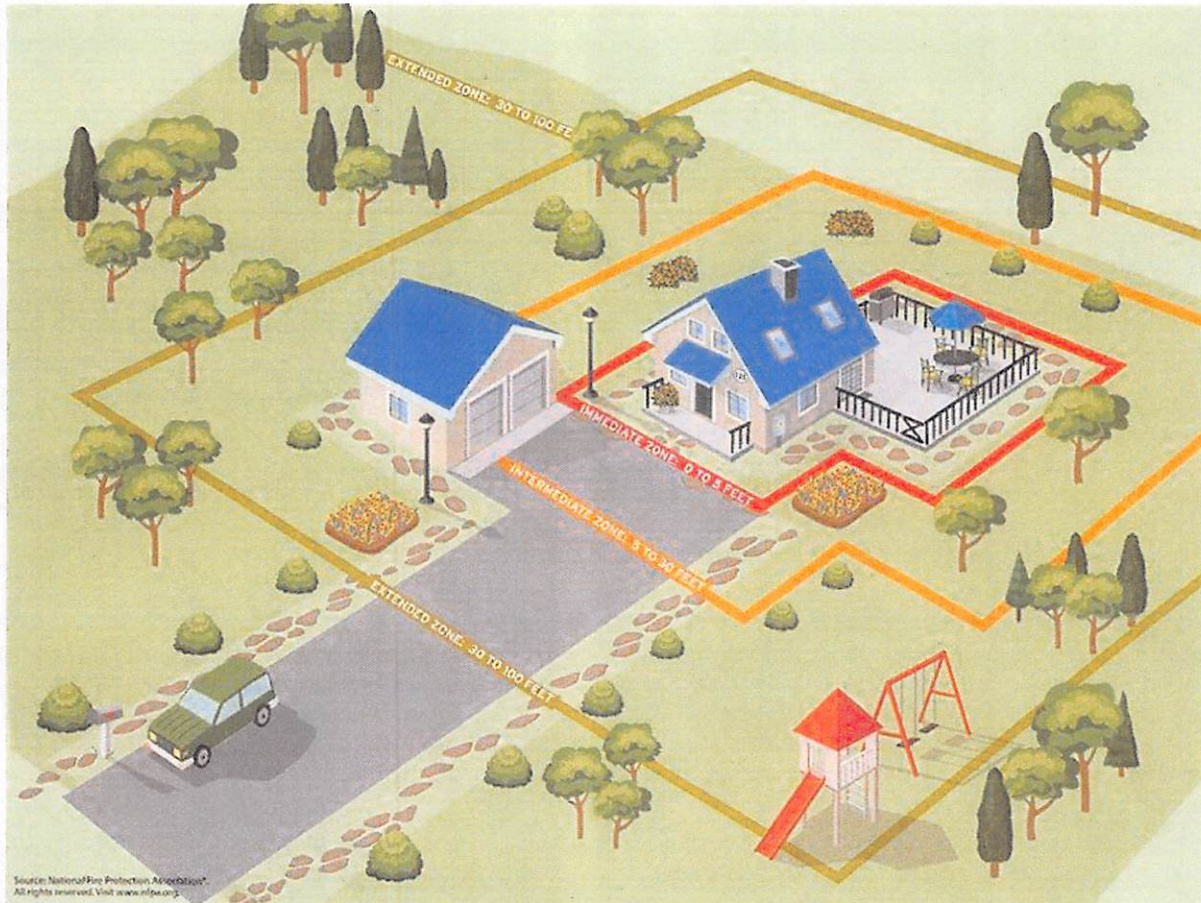
THE UNIVERSITY OF CHICAGO
DEPARTMENT OF CHEMISTRY
5800 S. UNIVERSITY AVENUE
CHICAGO, ILLINOIS 60637

RESEARCH ASSISTANT
SARAH J. HARRIS
5800 S. UNIVERSITY AVENUE
CHICAGO, ILLINOIS 60637
PH: 773-936-3333
EMAIL: sarah-harris@uchicago.edu

PROFESSOR
DR. JAMES H. CLAYTON
5800 S. UNIVERSITY AVENUE
CHICAGO, ILLINOIS 60637
PH: 773-936-3333
EMAIL: james-clayton@uchicago.edu



AMERIND's Safety Services Team recognizes the risks associated with wildfire season approaching. Utilizing defensible space and taking the correct precautions to prevent wildfires could help mitigate losses you may face during a wildfire.



Before a wildfire threatens your area...

In and around your home

- Clear leaves and other debris from gutters, eaves, porches, and decks. This prevents embers from igniting your home.
- Remove dead vegetation and other items from under your deck or porch, and within 10 feet of the house.
- Screen or box-in areas below patios and decks with wire mesh to prevent debris and combustible materials from accumulating.

- Remove flammable materials (firewood stacks, propane tanks) within 30 feet of your home's foundation and outbuildings, including garages and sheds. If it can catch fire, don't let it touch your house, deck or porch.
- Wildfire can spread to treetops. Prune trees so the lowest branches are 6 to 10 feet from the ground.
- Keep your lawn hydrated and maintained. If it is brown, cut it down to reduce fire intensity. Dry grass and shrubs are fuel for wildfire.
- Don't let debris and lawn cuttings linger. Dispose of these items quickly to reduce fuel for fire.
- Inspect shingles or roof tiles. Replace or repair those that are loose or missing to prevent ember penetration.
- Cover exterior attic vents with metal wire mesh no larger than 1/8 inch to prevent sparks from entering the home.
- Enclose under-eave and soffit vents or screens with metal mesh to prevent ember entry.

Creating an emergency plan

- Assemble an emergency supply kit and place it in a safe spot. Remember to include important documents, medications, and personal identification.
- Develop an emergency evacuation plan and practice it with everyone in your home.
- Plan two ways out of your neighborhood and designate a meeting place.

In your community:

- Contact your local planning/zoning office to find out if your home is in a high wildfire risk area, and if there are specific local or county ordinances you should be following.
- If you are part of a homeowner association, work with them to identify regulations that incorporate proven preparedness landscaping, home design and building material use.
- Talk to your local fire department about how to prepare, when to evacuate, and the response you and your neighbors can expect in the event of a wildfire.
- Learn about wildfire risk reduction efforts, including how land management agencies use prescribed fire to manage local landscapes.
- Learn how you can make a positive difference in your community.

During the time a wildfire is in your area...

- Stay aware of the latest news and updates from your local media and fire department. Get your family, home and pets prepared to evacuate.
- Place your emergency supply kit and other valuables in your vehicle.
- Move patio or deck furniture, cushions, door mats and potted plants in wooden containers either indoors or as far away from the home, shed and garage as possible.



- Close and protect your home's openings, including attic and basement doors and vents, windows, garage doors and pet doors to prevent embers from penetrating your home.
- Connect garden hoses and fill any pools, hot tubs, garbage cans, tubs, or other large containers with water. Firefighters have been known to use the hoses to put out fires on rooftops.
- Leave as early as possible, before you're told to evacuate. Do not linger once evacuation orders have been given. Promptly leaving your home and neighborhood clears roads for firefighters to get equipment in place to fight the fire and helps ensure residents' safety.

After a wildfire has been contained...

- Continue to listen to news updates for information about the fire. Return home only when authorities say it is safe.
- Visit [FEMA/Ready.gov](https://www.fema.gov/ready) for more information regarding wildfire after an emergency.

The focus of AMERIND's Safety Services Team is to share knowledge, identify risks, and remove hazards in Tribal Communities. We provide comprehensive Safety Training that includes Wildfire Safety Training and defensible space risk consultation to keep you and your organization safe. If you have any questions or would like more information, please feel free to email the AMERIND Safety Services team at SafetyServicesTeam@amerind.com or call us at 800-352-3496.



Spring Vendor Pop-Up Market

Saturday, May 4, 2024

9:00 AM – 3:00PM Arizona Time

Name: _____ Date: _____

Email: _____ Telephone: _____

Tribal Affiliation (if any): _____

Vendor Information:

All **food vendors** must have and provide a copy of their food handlers card.

craft description	
food description	

Valid Food Handler Certificate MUST be attached with the registration

Guidelines:

Vendor Set Up: Saturday, May 4, 2024 at 9:00 AM Arizona Time

Clean up: Saturday, May 4, 2024 at 3:00 PM Arizona Time

Vendor Space:

- MUST provide own tables/chairs/shade
- limit 2 tables per vendor • WI-FI will be available

Return completed application to:

Caitlynn Spute Caitlynnspute2234@gmail.com (702) 625-2757

Raye Enas enasraye@gmail.com 435.922.8840

I understand and acknowledge that the Kaibab Band of Paiutes is not responsible for any damaged/lost or stolen items during this event.

Vendor Signature: _____

Date: _____



FREE EVENT - ALL VENDORS WELCOME!

Spring Vendor Pop-Up Market

May 4, 2024

9:00AM - 3:00PM Arizona Time

**IN FRONT OF THE PIPE SPRING NATIONAL
MONUMENT VISITOR CENTER**


406 N Pipe Spring Rd, Kaibab, AZ 86022

**Vendors must submit vendor
forms by 5PM Wednesday,
May 1, 2024 to participate.**

VENDOR INFO.

Caitlynn Spute (702) 625-2757
caitlynnespute2234@gmail.com

Raye Spute-Enas (435)922-8840
enasraye@gmail.com



Sponsored by Kaibab Paiute Cultural Preservation Office
In collaboration with Caitlynn Spute and Raye Spute-Enas
and Pipe Spring National Monument

NEWS from the Cultural Preservation Office

Office Phone # (928) 643-7365

Adults/Teens 13+ Heritage Class
Service area Kaibab Paiute Reservation

LEARN TO MAKE BEADED TASSLE EARRINGS!

APRIL 19, 2024 5:30PM - 8:30PM
EAGLE MT. COMMUNITY BUILDING

*Reserve your place call
LeAnn (928) 643-7365
Cultural Preservation*

-Dinner provided-

10
Spots



Sponsored By: Cultural Preservation Office

Cultural Preservation Department
Youth Activity for Ages 5-14

YOUTH SPRING ACTIVITY

FUN Make-n-Take Project

MAY 3, 2024

Kids Join us for a fun Taw'mon (Spring) project! Parents there will be paint involved send your kiddo's in clothing you don't mind them getting messy.

**KAIBAB COMMUNITY
BUILDING
9:00AM-12:00PM**

**EAGLE MT.
COMMUNITY
BUILDING
1:00PM-4:00PM**

Rides are not provided
Please drop off and pick-up your kids
on time to prevent logistical delays.

**SNACKS
PROVIDED**

Contact LeAnn (928) 643-7365 for more information

30-DAY WALKING CHALLENGE

DAY 1	DAY 2	DAY 3	DAY 4	DAY 5	DAY 6	DAY 7
WALK 1 MILE	WALK 1 MILE	WALK 1 MILE	OFF	WALK 1 MILE	WALK 1 MILE	WALK 1 MILE
DAY 8	DAY 9	DAY 10	DAY 11	DAY 12	DAY 13	DAY 14
OFF	WALK 1.5 MILES	WALK 1.5 MILES	WALK 1.5 MILES	OFF	WALK 1.5 MILES	WALK 1.5 MILES
DAY 15	DAY 16	DAY 17	DAY 18	DAY 19	DAY 20	DAY 21
WALK 2 MILES	OFF	WALK 2 MILES	WALK 2 MILES	WALK 2 MILES	OFF	WALK 2 MILES
DAY 22	DAY 23	DAY 24	DAY 25	DAY 26	DAY 27	DAY 28
WALK 2.5 MILES	WALK 2.5 MILES	OFF	WALK 2.5 MILES	WALK 2.5 MILES	WALK 2.5 MILES	OFF
DAY 29	DAY 30	FOR RECIPES + WORKOUTS VISIT HEANDSHEEATCLEAN.COM				
WALK 3 MILES	WALK 3 MILES					

30-Day Walking Challenge with Printable Tracking Chart

[Visit](#)

Images may be subject to copyright. [Learn More](#)

 Share

 Save

Tribal Transportation Program News

Public Notice: The Tribal Transportation Improvement Program (TTIP) is being updated as required by the program regulations. The Transportation Department is seeking comments on the TTIP which is a list of road project priorities that will be funded over the next five years.

A copy of the TTIP can be obtained from the Department by contacting the Transportation Coordinator at 435-767-8481, by email at ewhitlock@highroadengineering.com, picked up from Tribal Headquarters Front Desk, or from the Tribe's website. All questions can be addressed to the Transportation Coordinator at any time.

Please provide comments in writing to the Transportation Department by April 21, 2024. Comments can be submitted to the email address above, or left at the Tribal Headquarters Front Desk.



Hi I'm Tara Spute, the new Fitness Coordinator. I'm happy to be back working for the tribe. This position allows me to reconnect with the community. I've been planning new activities and will continue with some of the current ones. We have new gym hours and I'm looking forward to working with you all. So come on over to the gym and get reacquainted with your body and the facility.



**Sounds of Thunder
Mountain Pow Wow
Meeting
April 7, 2024 10:00 am
AZ time Eagle Mtn
Community Building**

**Volunteers needed for
Horseshoe Tournament
Concessions
Parking Attendants
Trash pickup
Tiny tot Sponsor (s)
Information Tara Spute
t_spute@yahoo.com 928-391-5199**